

Lesson: White Buffalo Woman Legend

Grade Level: 2

Standard(s):

2.1.4- Identify events on a simple timeline

2.2.4- Describe the exchange of ideas, culture, and goods between the Native Americans and the white settlers (e.g., the Pilgrims, Wampanoag, explorers)

W.8- Recall information from experiences or gather information from provided sources to answer a question.

Objective: 2nd grade students will be able to demonstrate their knowledge of sequencing the story of the legend of the white buffalo woman by getting 75% on their *“The Legend of the White Buffalo Woman Matching Worksheet.”*


Materials:

- Hard copy of the book *“The Legend of the White Buffalo Woman”*
- Brown paper bag
- Glue
- Scissors
- The Legend of the White Buffalo Woman Activity Worksheet
- The Legend of the White Buffalo Woman Matching Worksheet.

Anticipatory Set/ Hook:

- Read book *“The Legend of the White Buffalo Woman”* as a whole class.
 - Asking questions before the story (On the Cover and title)
 - Ex. What kind of person does this woman look like based on what she is wearing?
 - Ex. Where do you think the woman is going?
 - Ex. What is the woman holding in the picture?
 - Asking questions throughout the story
 - Ex. Why do you think the White Buffalo woman is bringing the people a pipe?

- Ex. Why do you think the woman wants the people to build a giant tipi for her?
 - Asking questions at the end of the book
 - Ex. What do you think might happen after all of the buffalos gathered around the white buffalo calf?
 - Ex. How did the White Buffalo woman help the people?
- https://www.youtube.com/watch?v=Uj_7GXeoAOE
- <https://www.youtube.com/watch?v=Wx8BCs4NzOQ>
 - These videos are a resource needed if teacher wants to have the story read and shown the pictures on the smart board.



Activity: Students will create a picture-sequencing diagram based on the book *“The Legend of the White Buffalo Woman”* on a brown paper bag that is made to look like the pelt of a bison. Students will cut the side of a brown paper bag so it will look like the shape of a bison pelt. Once they have cut and shaped the brown paper they are to crumple (without tearing) until the paper feels and looks like a bison pelt. Once the pelt is complete they are to take the worksheet with the pictures of the story, cut them out and glue them in sequence on the bison pelt. There are six story sequences with a picture and sentences to go with each. The directions will be on the top of the worksheet for the students to read while they do this activity.



Follow-up/Closure: Students will each be given a “The Legend of the White Buffalo Woman Matching Worksheet”. They will each be at their own seats and will be given an amount of time to work on this worksheet and hand it in when finished in class. The worksheet will have all six pictures of the sequences of the story on the left side; on the right side will be the sentences of the story out of order. The students are to draw a line from the picture to the sentence that matches up with it.

Assessment: 2nd grade students will be able to demonstrate their knowledge of sequencing the story of the legend of the white buffalo woman by getting 75% on their “The Legend of the White Buffalo Woman Matching Worksheet.”

Additional Differentiated Activities:


For above average learners: Students will write the sentences beside the pictures instead of having the sentences on the paper already to match. They will be able to use the “Buffalo Pelt” to help them write the sentences if needed.

For below average learners: Students will be able to use there “Buffalo Pelt” on their worksheet to help them remember the different sequences in the story.

Title: The Legend of the White Buffalo Woman

Author: Paul Goble


- **Asking questions before the story. (On the Cover and title)**
 - Ex. What kind of person does this woman look like based on what she is wearing?
 - Ex. Where do you think the woman is going?
 - Ex. What is the woman holding in the picture?
- **Asking questions throughout the story.**
 - Ex. Why do you think the White Buffalo woman is bringing the people a pipe?
 - Ex. Why do you think the woman wants the people to build a giant tipi for her?
- **Asking questions at the end of the book.**
 - Ex. What do you think might happen after all of the buffalos gathered around the white buffalo calf?
 - Ex. How did the White Buffalo woman help the people?



The Legend of the White Buffalo Woman Activity

Follow the directions below

1. Cut out along the edges of the front side of the brown paper bag.
2. Once cut out, wrinkle the brown paper bag till it looks and feels like a buffalo pelt.
3. Cut out the pictures of the story below and glue them onto your "Buffalo Pelt" in order from the beginning, middle and end of the story.



Two hunters went searching for buffalo. When they walked up a hill they saw a beautiful woman coming their way.

1



One of the men whispered bad thoughts and tried to touch the woman. This man was covered by clouds and all that was left of him was bones.

2



She turned to the other man and told him to tell his leader she has something for him. They were to build a tipi and wait for her return the following day.

3



She returned the next day and spoke. "With visible breath I am walking, toward this nation, I walk and my voice is heard as I walk, with visible breath, I am walking, with this red pipe, I walk.

4



She gave the pipe to the leader and told him, "The Great Spirit, Wakana Tanka, sent me to give this red pipe to you. Take this pipe and pray with it, your prayers will rise with the smoke."

5



When she left the council she turned four times. On the fourth time she turned into a white buffalo calf. Buffalos then started to surround the calf. The wonderful woman had brought the buffalo nation with her.

6

Name _____

The Legend of the White Buffalo Woman

Matching Worksheet

Match the sentences to the pictures in the order of the story from beginning, middle and end by drawing a line to connect them.

1



2



3



4



5



6



When she left the council she turned four times. On the fourth time she turned into a white buffalo calf. Buffalos then started to surround the calf. The wonderful woman had brought the buffalo nation with her.

She returned the next day and spoke. "With visible breath I am walking, toward this nation, I walk and my voice is heard as I walk, with visible breath, I am walking, with this red pipe, I walk.

Two hunters went searching for buffalo. When they walked up a hill they saw a beautiful woman coming their way.

She gave the pipe to the leader and told him, "The Great Spirit, Wakana Tanka, sent me to give this red pipe to you. Take this pipe and pray with it, your prayers will rise with the smoke."

She turned to the other man and told him to tell his leader she has something for him. They were to build a tipi and wait for her return the following day.

One of the men whispered bad thoughts and tried to touch the woman. This man was covered by clouds and all that was left of him was bones

"The Legend of the White Buffalo Woman"

By: Paul Gobie



Two hunters went searching for buffalo. When they walked up a hill they saw a beautiful woman coming their way.

1



One of the men whispered bad thoughts and tried to touch the woman. This man was covered by clouds and all that was left of him was bones.

2



She turned to the other man and told him to tell his leader she has something for him. They were to build a tipi and wait for her return the following day.

3



When she left the council she turned four times. On the fourth time she turned into a white buffalo calf. Buffalos then started to surround the calf. The wonderful woman had brought the buffalo nation with her.

6



She gave the pipe to the leader and told him, "The Great Spirit, Wakana Tanka, sent me to give this red pipe to you. Take this pipe and pray with it, your prayers will rise with the smoke."

5



She returned the next day and spoke. "With visible breath I am walking, toward this nation, I walk and my voice is heard as I walk, with visible breath, I am walking, with this red pipe, I walk."

4